



# Ross County Health District

Overdose Fatality Review  
OFR Data to Action



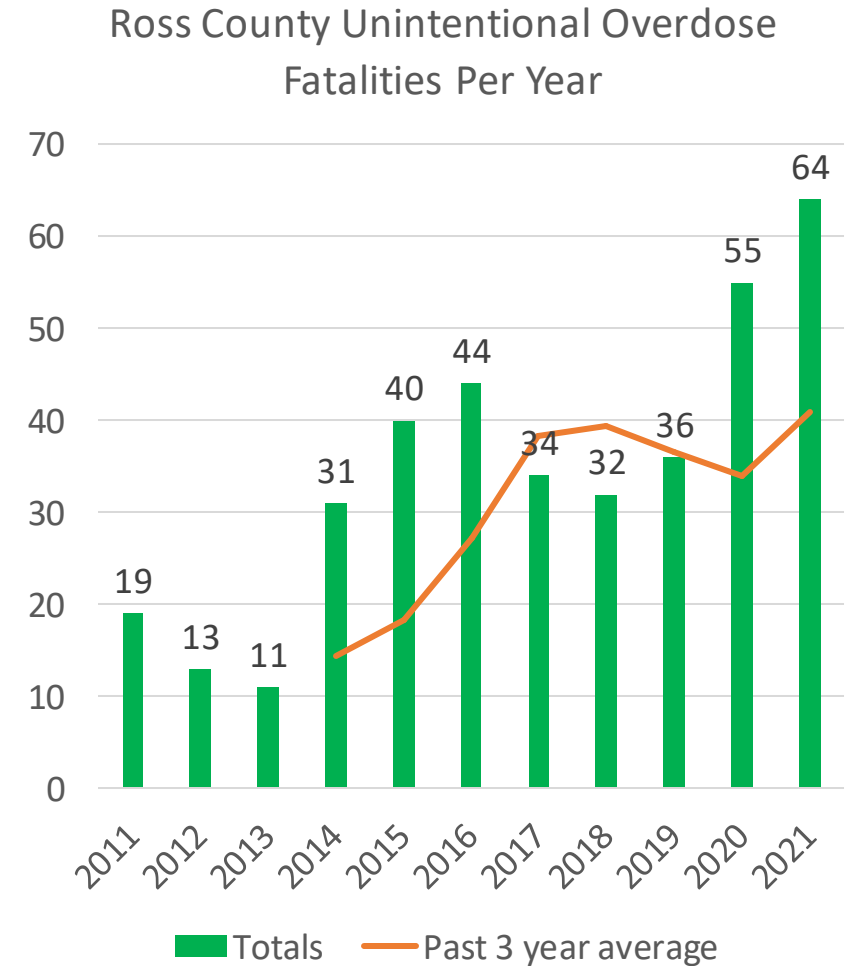
Ross County  
Population—76,666  
County Seat: Chillicothe  
Population—21,722



Ross County, Ohio

# History of OFR in Ross County

- Began in 2016 – With guidance from RCHD’s Drug Overdose Prevention Grant
- Funding from Ohio Department of Health under the Drug Overdose Prevention Grant provides assistance to steer the OFR from the RCHD DR Grant Coordinator
- Began reviewing fatalities with a small committee
  - Coroner
  - DR Grant Coordinator
  - Hope Partnership Project Coordinator
  - Law Enforcement
  - City Fire
- Annual reporting of OFR committee findings
- Strategies for Community Response and Action



# 2018 OFR Strategies Identified



Naloxone provided to high-risk individuals: history of drug use, history of repeat OD, upon jail release



Prevention targeted towards those below a high school education



Target prevention efforts relative to months with high OD spikes



Database for mental health treatment sharing



Create and send letter to decedent's support to gather additional data

# 2018 OFR Barriers of Data Collection



HIPPA/confidentiality limitations  
(i.e., medical history)



Limited mental health  
history/treatment reporting



Limited data on substance  
sources, drugs at scene, and  
contributing factors

# 2018–2020 Overdose Fatality Review

OFR led to implementation of several community response strategies and securing grant funds to support the strategies

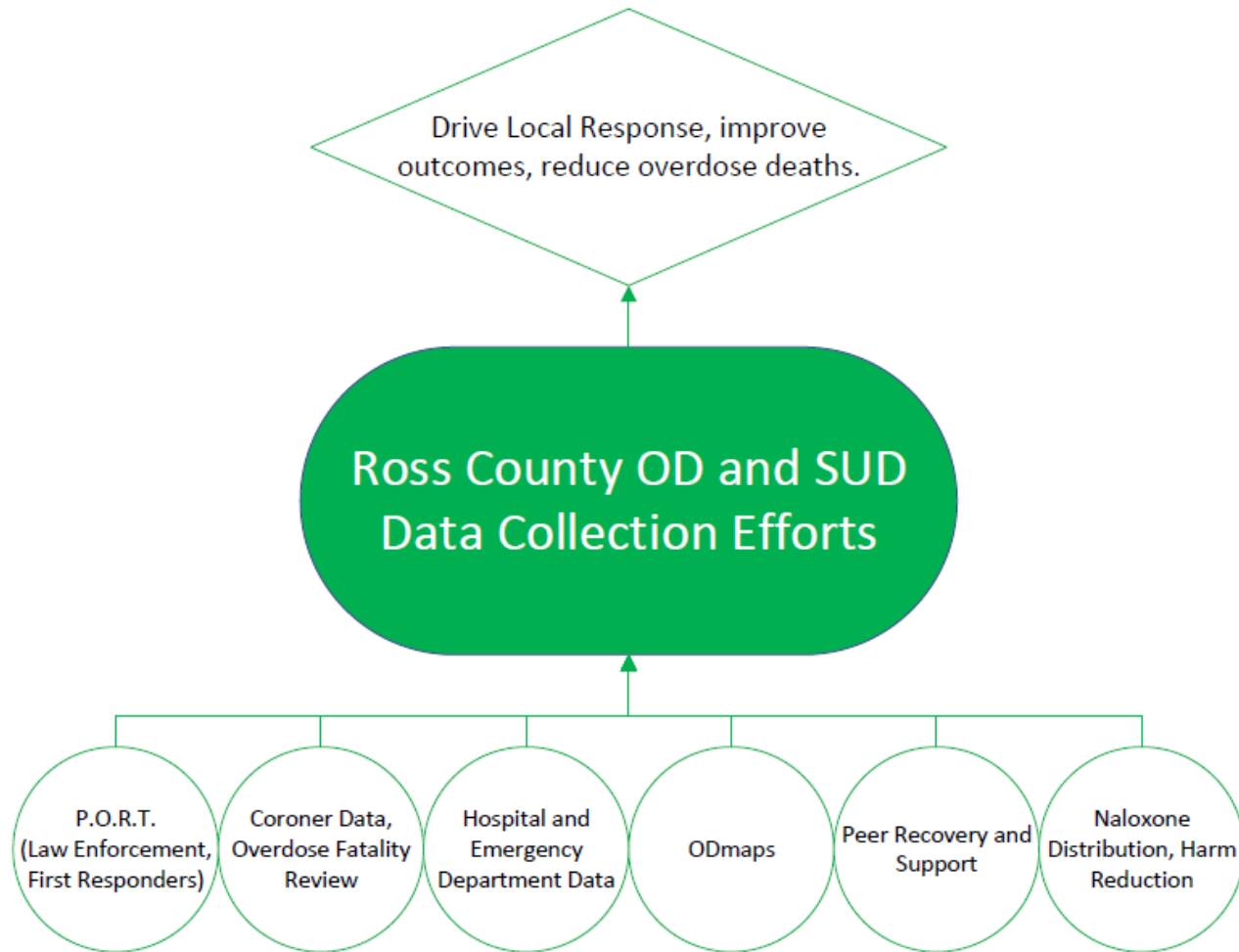
- Grant funding applications
  - HRSA – Community Response Initiatives
  - BJA IIR – Partnerships to Support Data Driven Response
  - Integrated Naloxone Infrastructure Grant
  - BJA COSSAP – Peer Recovery Support Services and Recovery Housing

# Examples of How RCHD Utilized OFR for Public Health Response

RCHD strategies implemented as a result of strategies identified by OFR process:

- 2019 BJA IIR Grant for Multisector Data Collection
- Integrated Naloxone Infrastructure
- Peer Recovery Support and QRT Response Improvements

# Multisector Data Collection to Drive Local Response



## Improving Local Response Through Data Collection, Analysis, and Action

- Improved Data Collection From Various Sectors Using REDCap
- Peer Recovery Outreach and Support Data Collection
- Overdose Fatality Review Data Collection
- Post-Overdose Response Team (PORT) Data Collection
- Naloxone Distribution
- Outreach Team (Social Worker, Peer Recovery Supporters) Data Collection
- OD Alerts using ODMAPS, EPICenter, Emergency Room Data

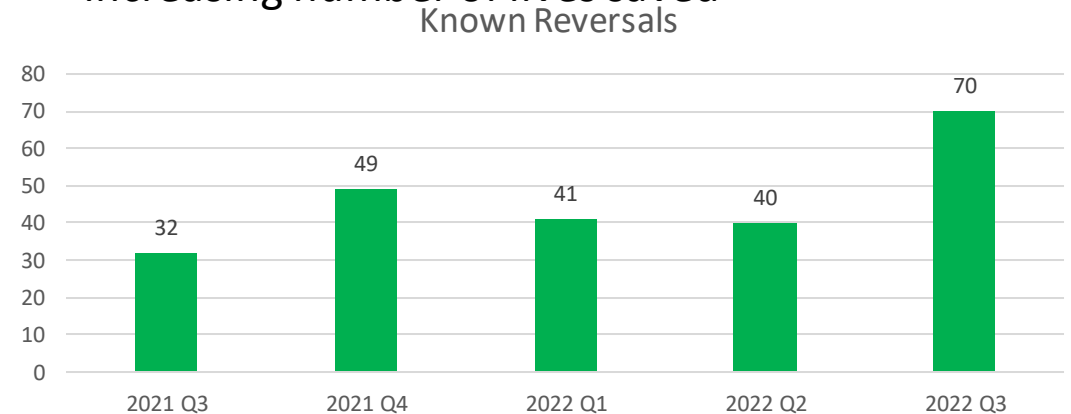


# Integrated Naloxone Infrastructure

Known Reversals by Distribution Setting	Number of Naloxone Kits	Known Reversals	Percentage
Leave Behind	6	3	50.00%
Community Access Point	171	76	44.44%
Lay Distributor	201	75	37.31%
Jail	3	1	33.33%
Court	9	2	22.22%
Street Outreach	548	112	20.44%
QRT	16	3	18.75%
LHD	184	34	18.48%
FQHC / Clinic	24	4	16.67%
Treatment and Recovery	366	61	16.67%
Mail Order	350	22	6.29%
Hospital	28	0	0.00%

## Improving Strategies for Naloxone Distribution

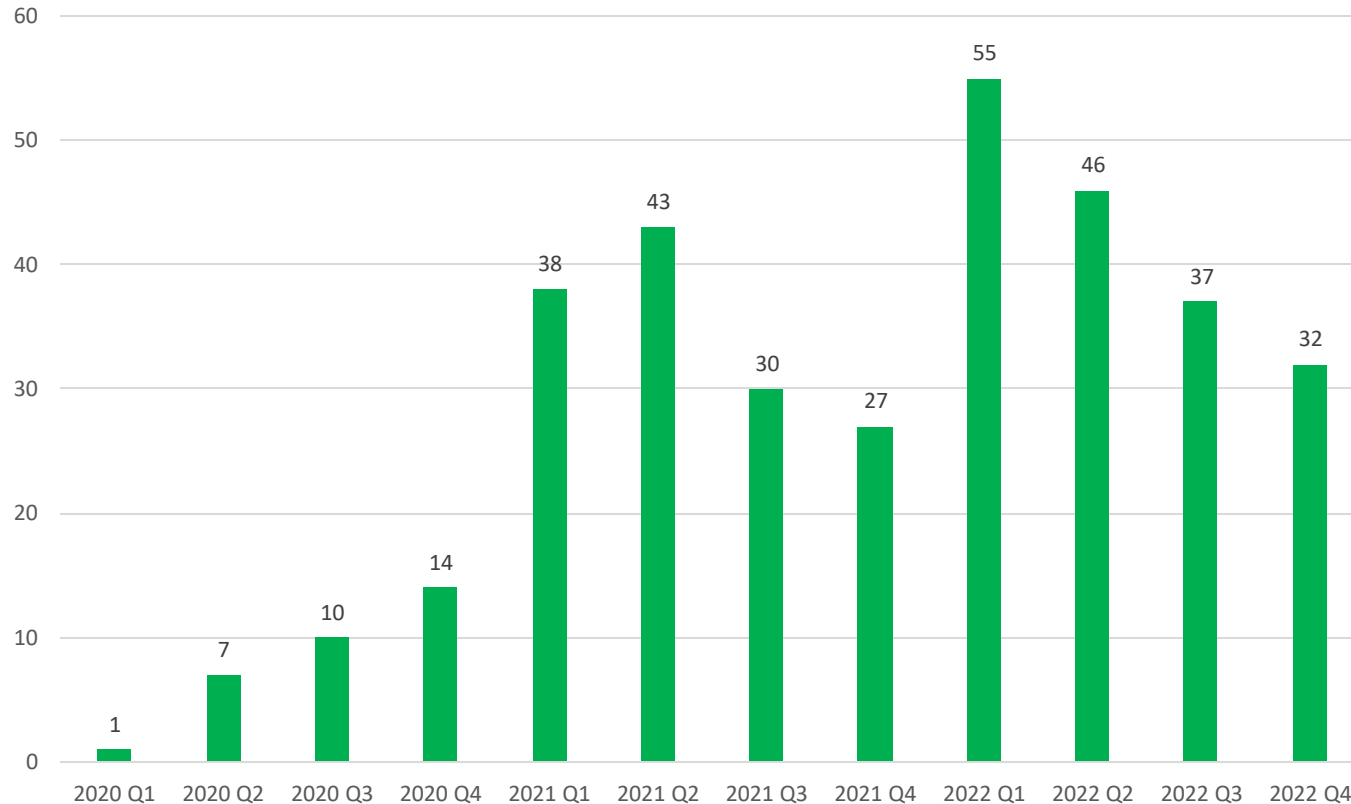
- Now have over 27 naloxone distribution partners
- Expanded naloxone distribution in a variety of settings
- Using data to drive improvements to naloxone distribution to reach target population
- Increasing number of lives saved



\* Data from RCHD Integrated Naloxone Infrastructure Grant – June 2021 through September 2023

# Peer Recovery Support and QRT Improvements

Treatment Referrals by Quarter by Outreach Team



## Increasing Number of Persons Getting Into Treatment Through Ross County Outreach Team Response

- Ross County Outreach Team consists of peer recovery supporters, our local quick response team called PORT, and social worker services working with Chillicothe City Police

\* Data from RCHD REDCap Projects for Outreach Team (Peer Recovery Support Services, QRT)

# Questions?

## Contact

Kelly Dennis, RS, BS

Director of Health Promotion and  
Quality Improvement

(740) 779-9652

[kdennis@rosscountyhealth.org](mailto:kdennis@rosscountyhealth.org)